



# The Evolution of Korea's ODA To Latin America and the Caribbean

May 9, 2017

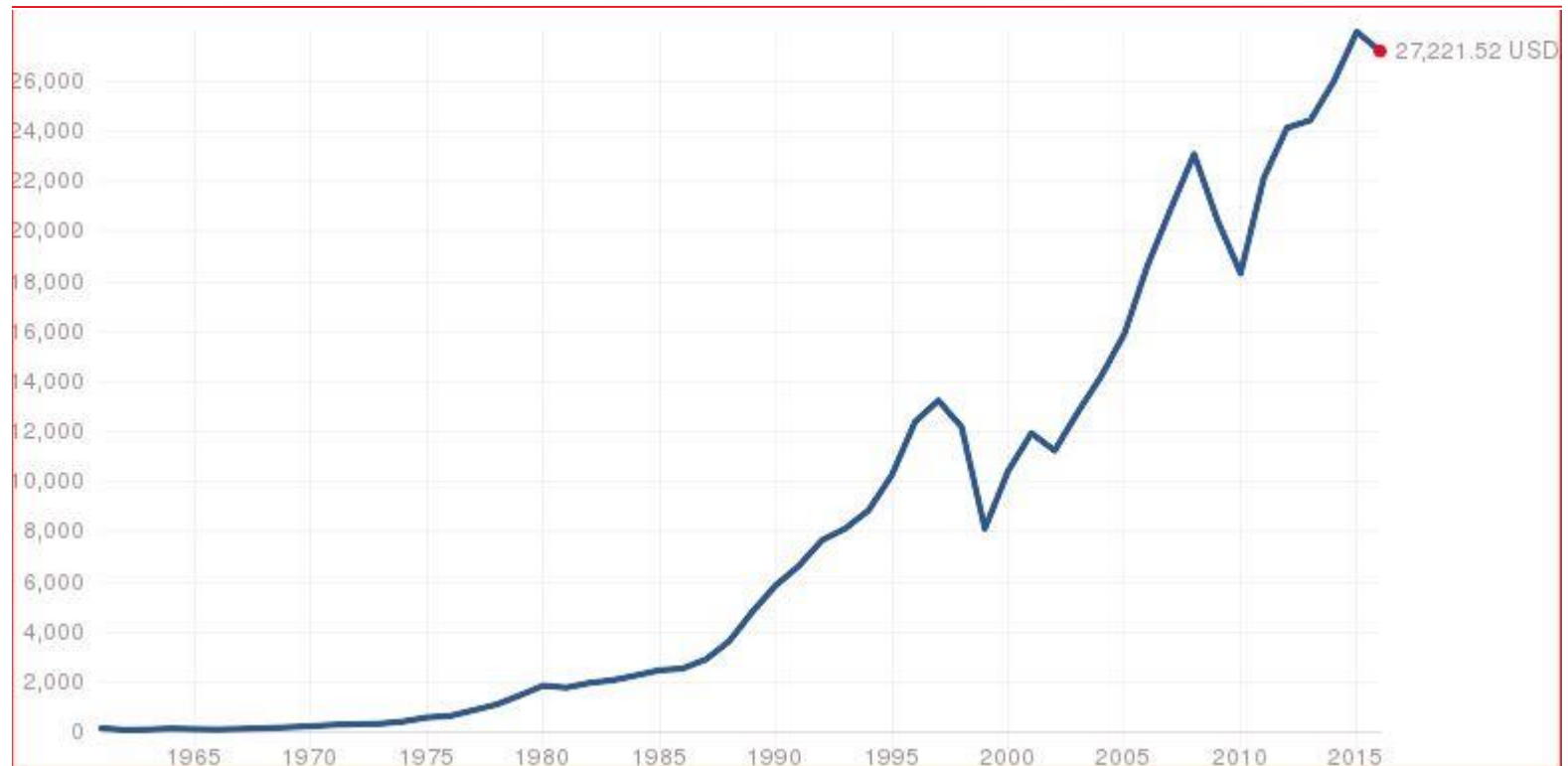
Daehwan Kim  
Director of KOICA Peru

---

- **Part I**

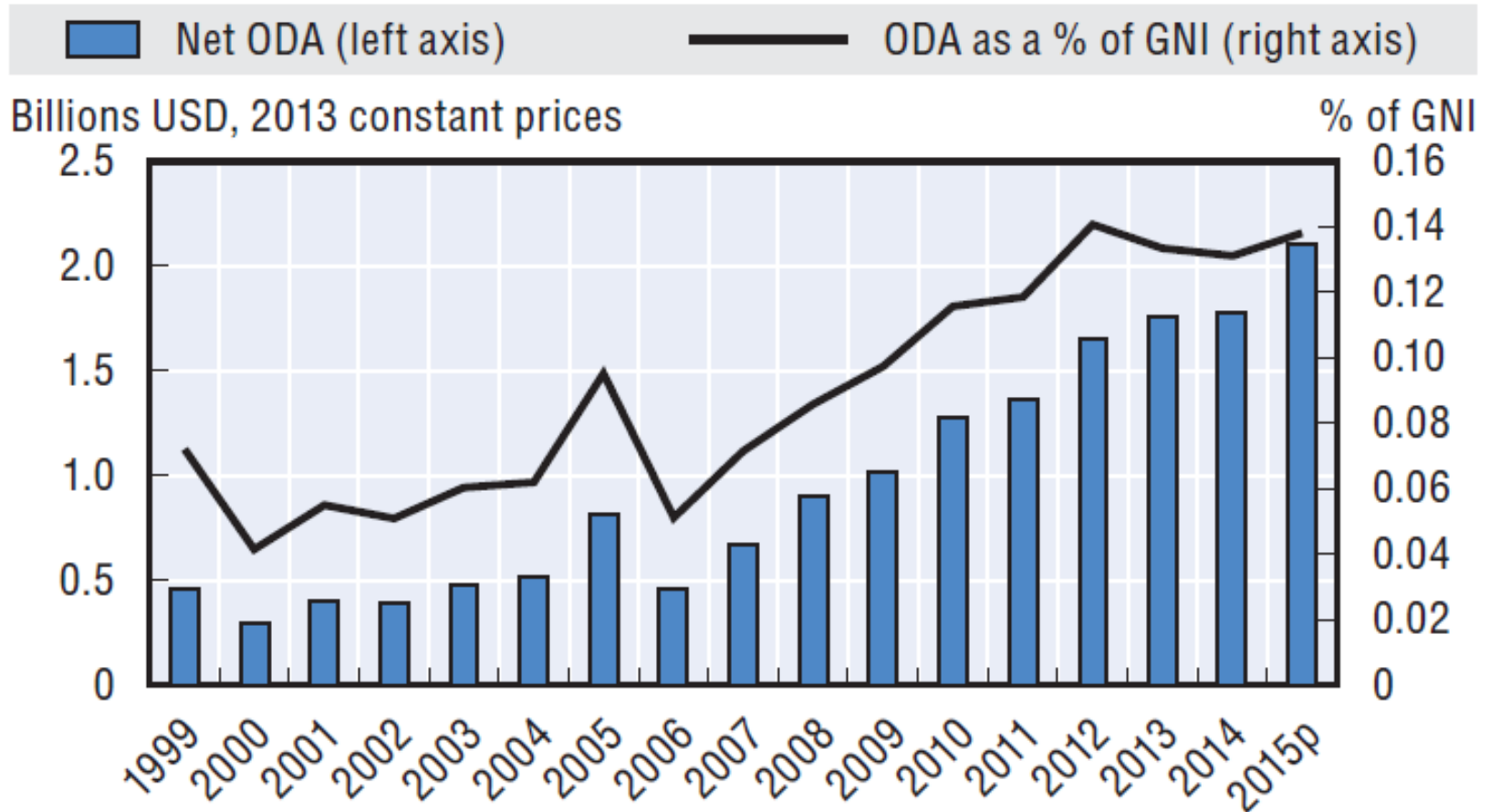
# **Overview of Korea's ODA**

# Korea has transformed from LDC in 1960s to OECD/DAC donor country in 2010.



(Graph: Korea's GDP per capita trend 1961-2015, USD)

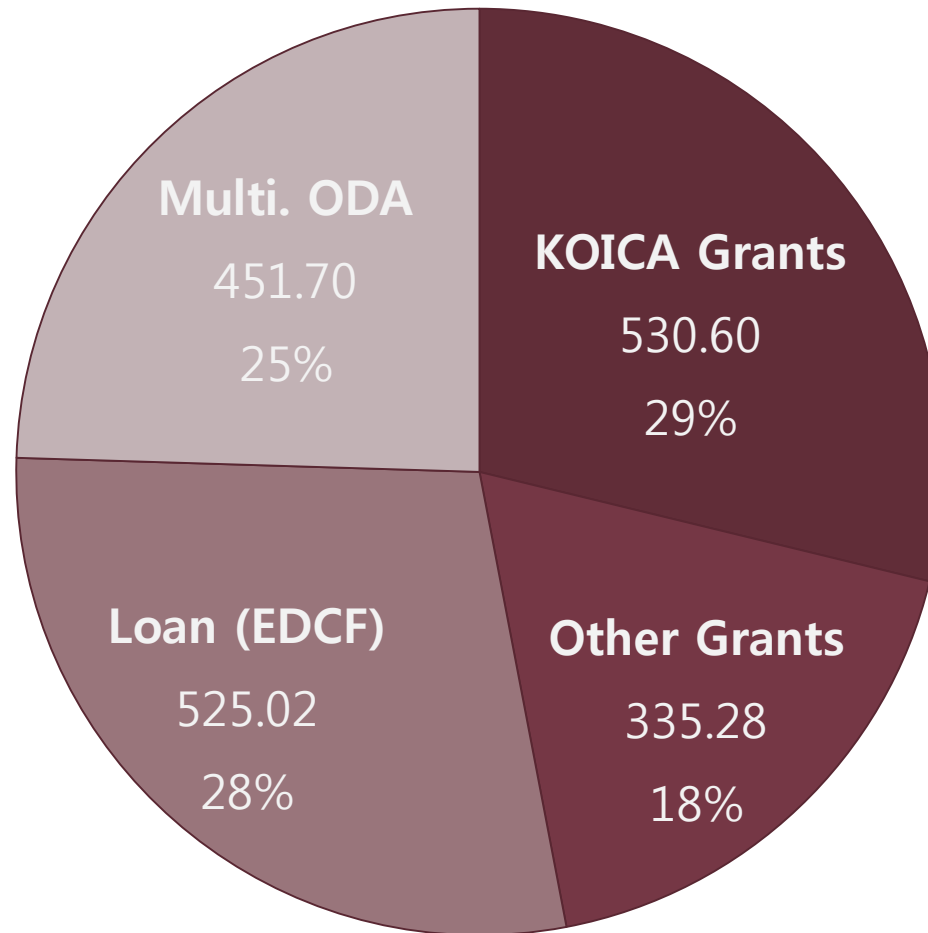
# Korea's ODA is the **14<sup>th</sup> largest by its volume** and the **24<sup>th</sup> largest by % of GNI** in 2015



(Graph: Net ODA Trends in volume and as a share of GNI, 1999-2015, Korea)

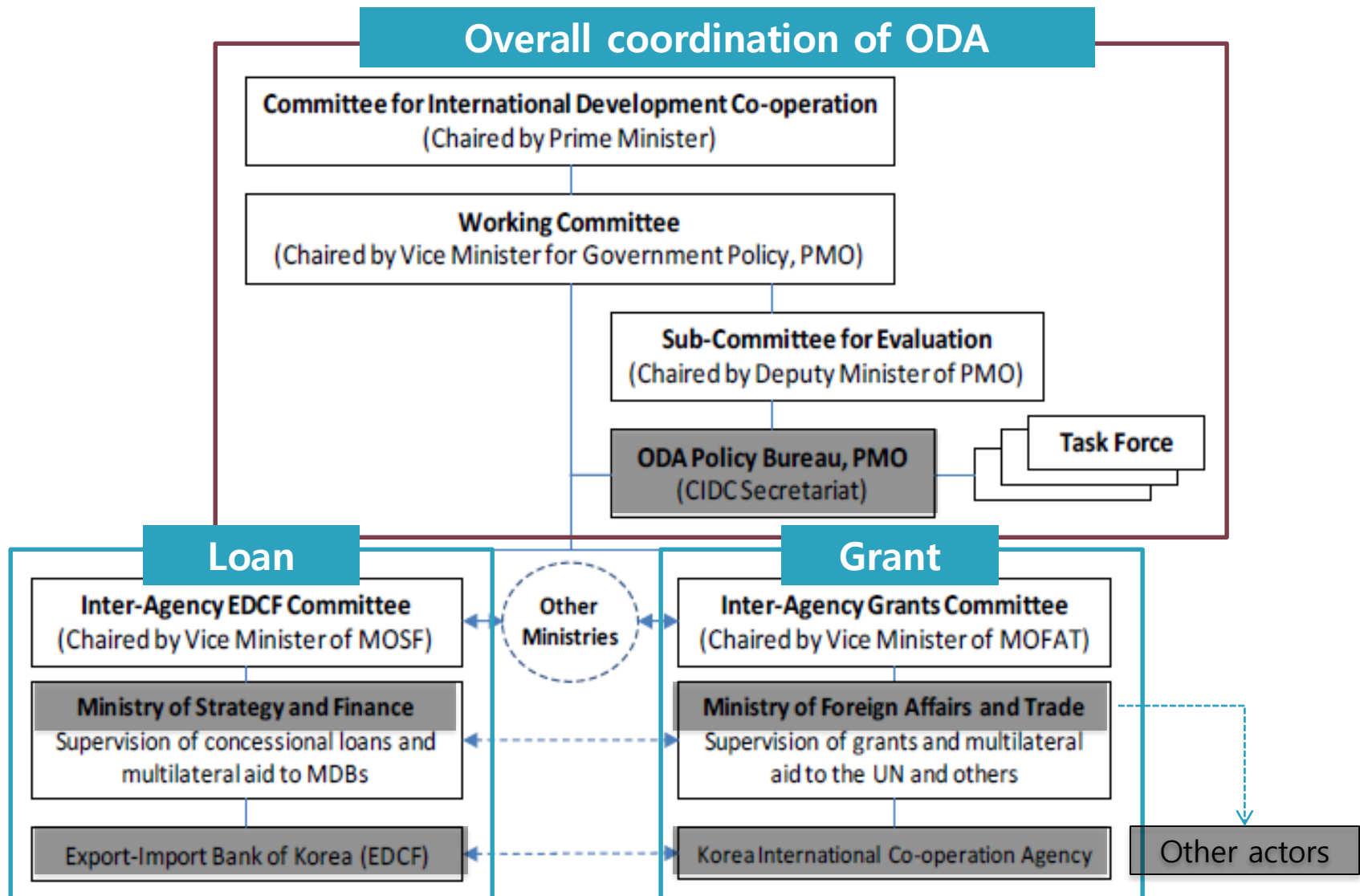
# Composition of Korea's ODA (2015)

(Unit: USD millions)



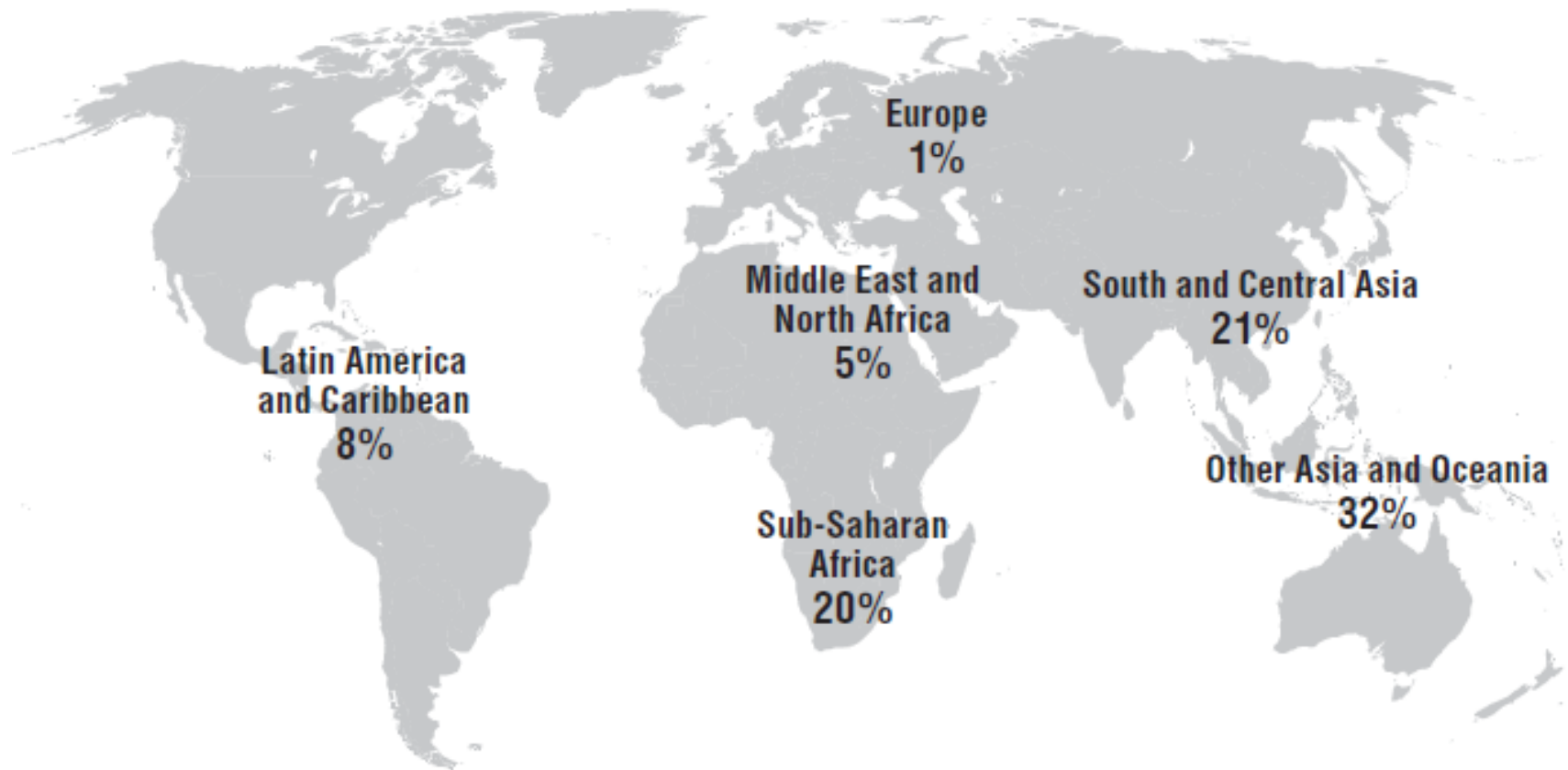
■ KOICA Grants ■ Other Grants ■ Loan (EDCF) ■ Multi. ODA

# Korea's ODA Management Architecture



(source: OECD DAC Peer Review , 2012)

# Korea's ODA Distribution by Region



Share of bilateral ODA by region, 2013-2014 average, gross disbursements, Korea

Note: 13% of bilateral ODA was unspecified by region.

(source: Development Cooperation Report 2016, OECD)

---

- **Part II**

## **Korea's ODA to the LAC**



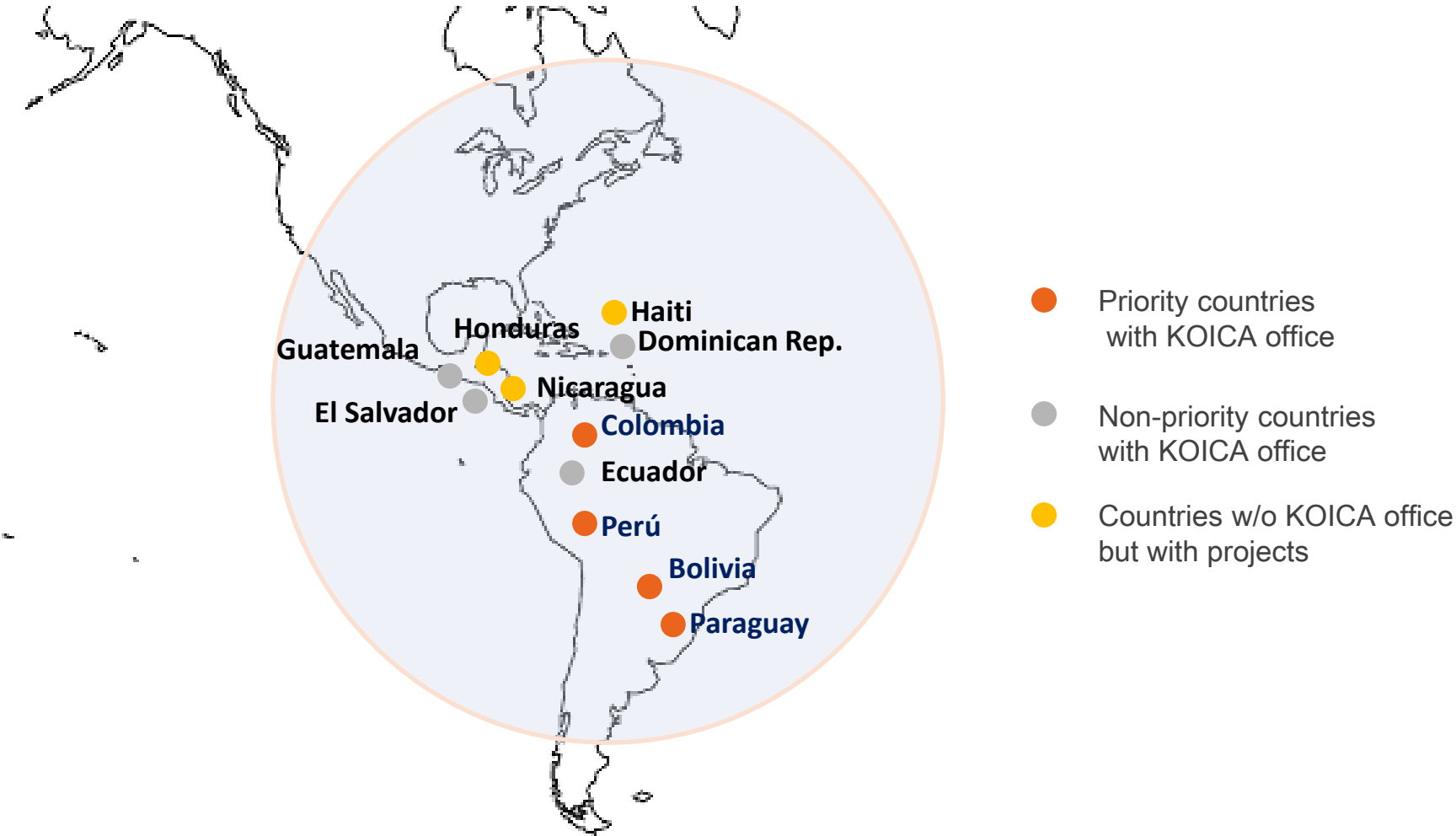
# Top 10 Donors to the LAC

	2012	2013	2014	3-year average	% of DAC countries
1 United States	1 926	1 743	1 749	<b>1 806</b>	28%
2 Germany	845	1 299	1 816	<b>1 320</b>	20%
3 France	1 408	793	1 145	<b>1 115</b>	17%
4 Canada	854	429	408	<b>564</b>	9%
5 Norway	366	810	342	<b>506</b>	8%
6 Switzerland	188	204	228	<b>207</b>	3%
7 United Kingdom	259	231	121	<b>204</b>	3%
8 Spain	275	245	51	<b>191</b>	3%
9 Sweden	130	139	134	<b>134</b>	2%
10 Korea	76	96	109	<b>94</b>	1%
Other DAC countries	275	331	399	<b>335</b>	5%
<b>Total DAC countries</b>	<b>6 603</b>	<b>6 321</b>	<b>6 504</b>	<b>6 476</b>	<b>100%</b>

USD million, 2014 prices and exchange rates, average annual net bilateral disbursements

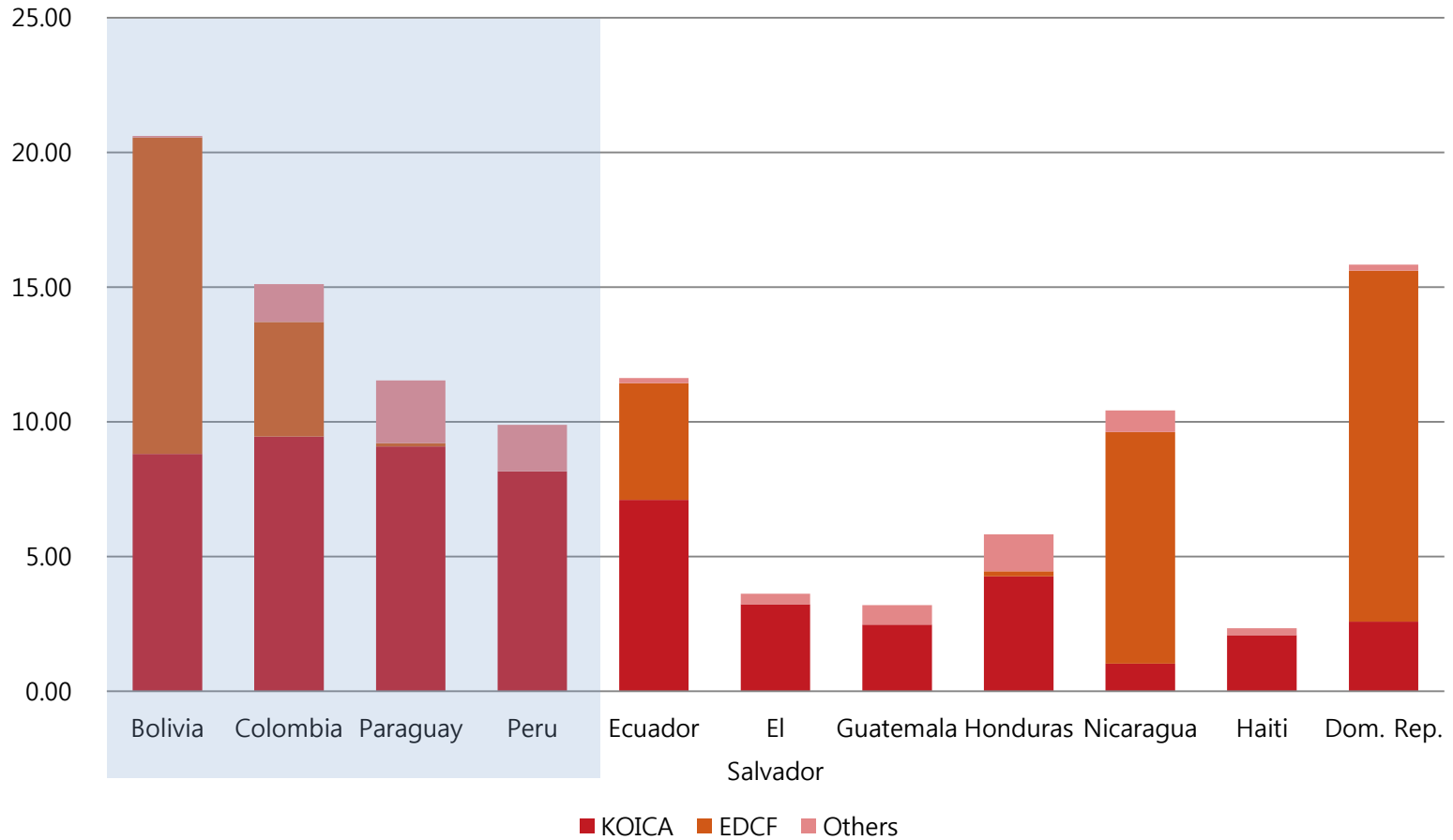
	1970-79	1980-89	1990-99	2000-09	2010-14	2010-14 % of DAC countries	2010-14 America as % of each donor's aid
Australia	1	4	2	3	43	0%	1%
Austria	10	22	37	40	38	0%	7%
Belgium	41	53	97	100	124	1%	10%
Canada	170	303	295	400	801	9%	20%
Czech Republic	-	-	0	11	3	0%	4%
Denmark	14	18	90	121	81	1%	5%
Finland	8	21	30	39	73	1%	9%
France	134	345	341	285	1 253	14%	15%
Germany	507	744	733	640	1 512	17%	16%
Greece	-	-	0	2	2	0%	2%
Iceland	-	-	-	1	1	0%	4%
Ireland	0	0	3	17	19	0%	3%
Italy	1	278	338	70	70	1%	10%
Japan	143	490	789	454	-45	0%	0%
Korea	-	0	6	33	104	1%	8%
Luxembourg	-	-	16	36	41	0%	14%
Netherlands	484	586	616	298	161	2%	9%
New Zealand	2	1	2	6	5	0%	1%
Norway	12	66	167	181	516	6%	18%
Poland	5	8	0	4	1	0%	1%
Portugal	-	-	1	3	11	0%	2%
Slovak Republic	-	-	-	0	0	0%	1%
Slovenia	-	-	-	0	0	0%	2%
Spain	-	55	582	1 027	677	8%	42%
Sweden	34	106	200	235	192	2%	7%
Switzerland	37	104	140	146	238	3%	14%
United Kingdom	325	179	231	111	226	3%	3%
United States	1 214	1 905	1 705	1 929	2 584	30%	10%
<b>Total DAC countries</b>	<b>3 142</b>	<b>5 290</b>	<b>6 422</b>	<b>6 191</b>	<b>8 732</b>	<b>100%</b>	<b>10%</b>
EU Institutions	72	281	751	902	1 214	—	7%

# Priority Countries & KOICA's presence

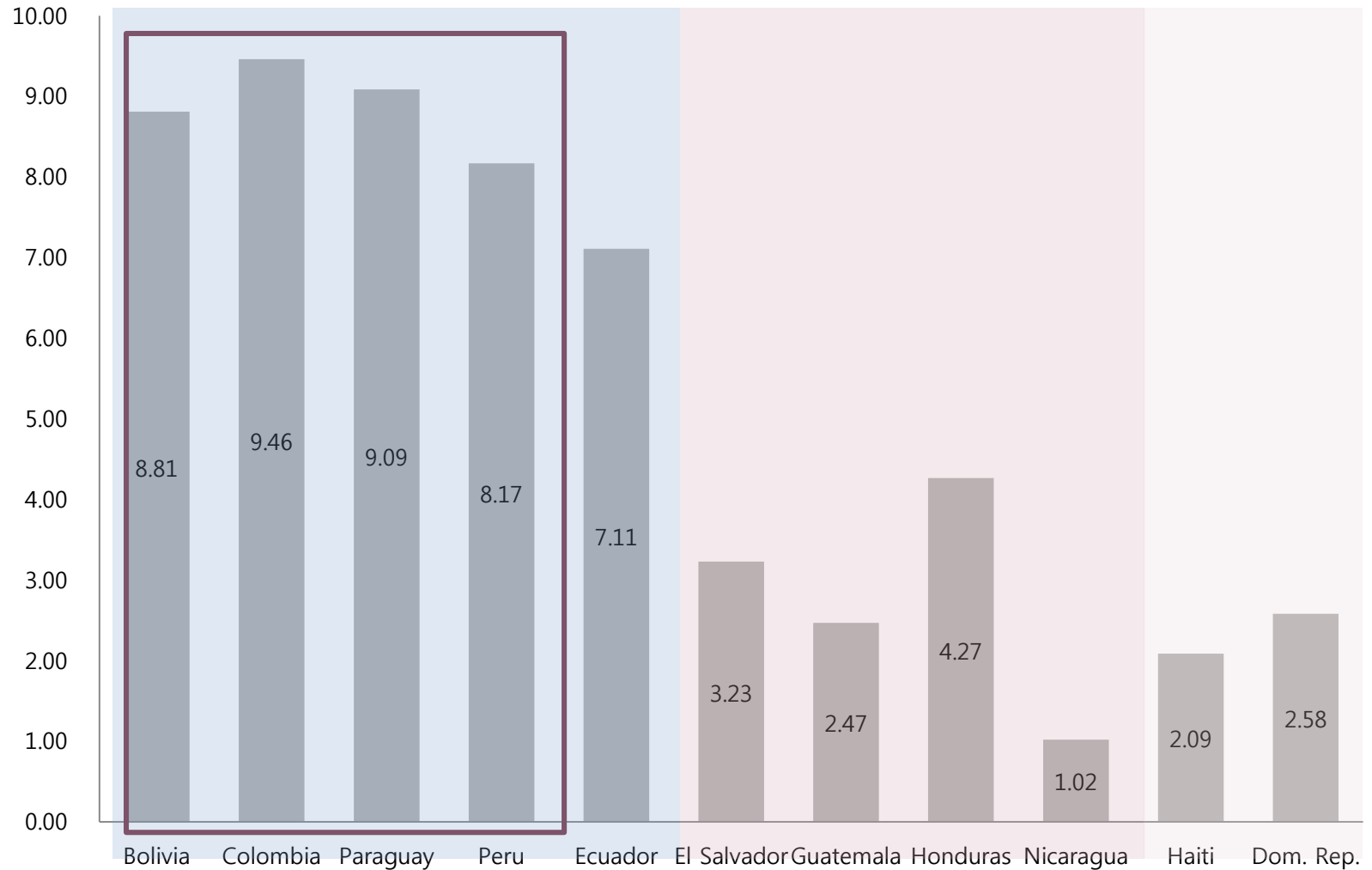


# Korea's ODA to the LAC

Korea's ODA by country 2015 (unit: USD million)



# KOICA's ODA to the LAC

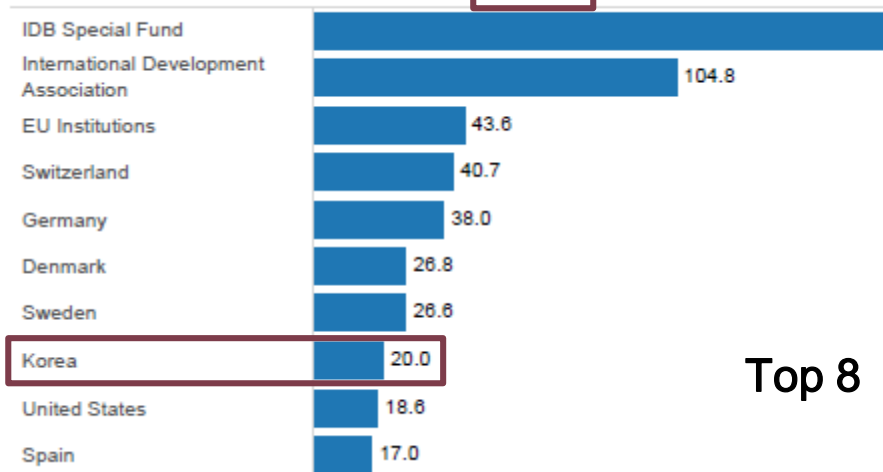


KOICA Annual Statistics Report 2015 (Unit: USD million)

# Korea's ODA to the LAC

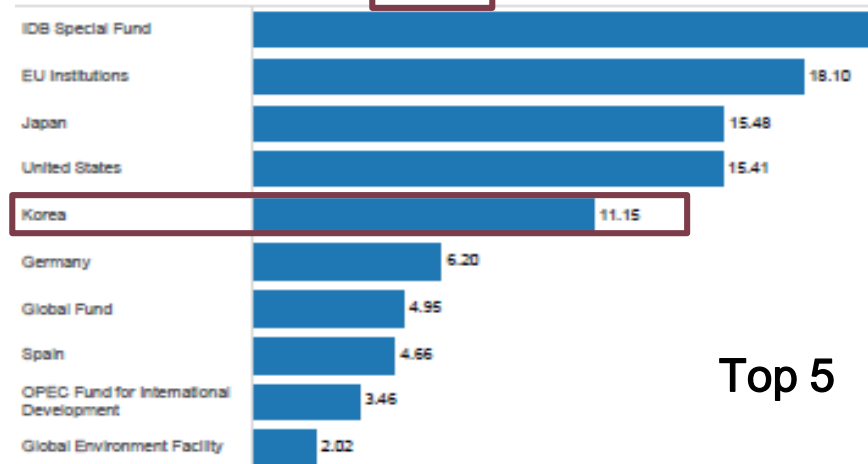
Korea ranked within Top 10 in the 2014-2015 average in all the 4 priority countries .

Top Ten Donors of Gross ODA for **Bolivia**, 2014-2015 average,



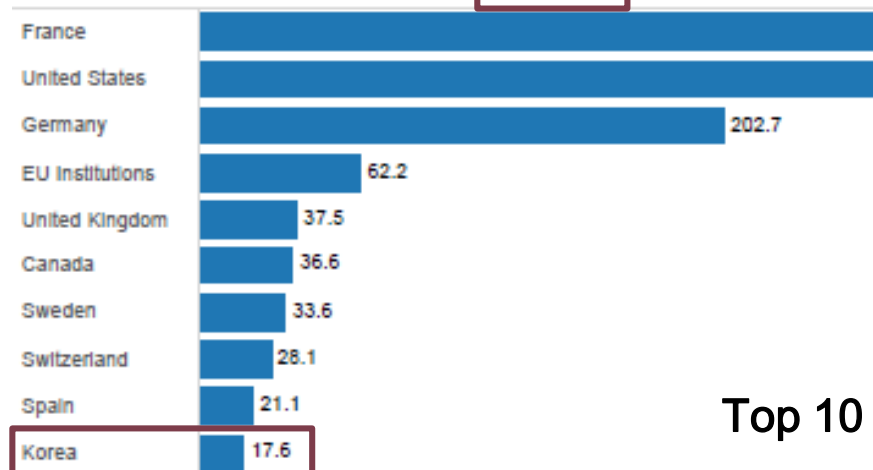
Top 8

Top Ten Donors of Gross ODA for **Paraguay**, 2014-2015 average, USD million



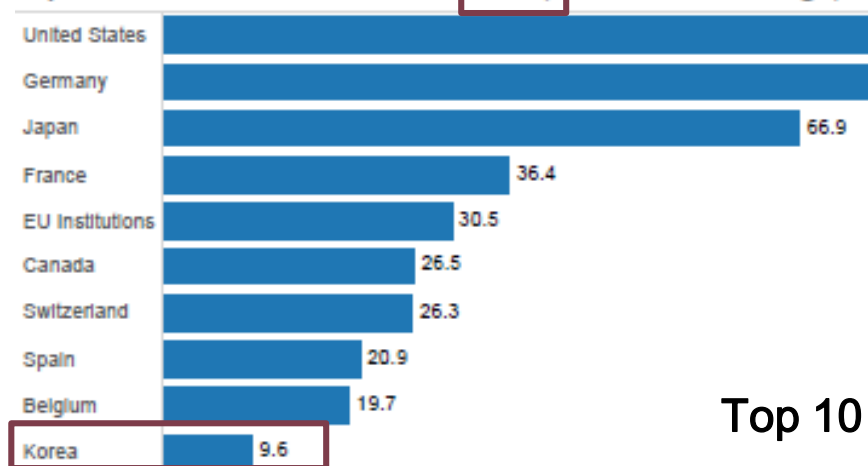
Top 5

Top Ten Donors of Gross ODA for **Colombia**, 2014-2015 average



Top 10

Top Ten Donors of Gross ODA for **Peru**, 2014-2015 average, US\$



Top 10

# Korea's Priority Countries & Country Partnership Strategy 2016-2020

	Transportation	Industrial Development	Health/Sanitation	Governance/ICT	Rural Development	Environment/Energy/Climate Change
Bolivia						Energy
Colombia				Post conflict *		
Paraguay				ICT		
Peru				ICT		Climate Change

Priority themes of CPS in the 4 priority countries

Note: Post conflict was considered as part of governance area.  
ICT is a cross-cutting issue but Korea's primary focus is on e-government.

# Representative Cooperation Programs & Projects

(Unit: USD millions)

## Security Strengthening in Central America

- (Guatemala) Police education improvement(4M)
- (Honduras) Automatic Vehicle Identification(5.5M)
- (El Salvador) CCTV system strengthening(4.2M)

## Health & Education

- (Peru) Health promotion in Lima & Callao (7.8M)
- (Paraguay) Primary healthcare strengthening (14M)
- (Bolivia) Health promotion in Alti plano (9M)

## Economic Infrastructure

- (Paraguay) Master Plan of Airport Devt. (3M)
- (Colombia) Master Plan of Residence Zone Devt. (3M)
- (Bolivia) EDCF Bridge construction (40M)

## Environment & Climate Change

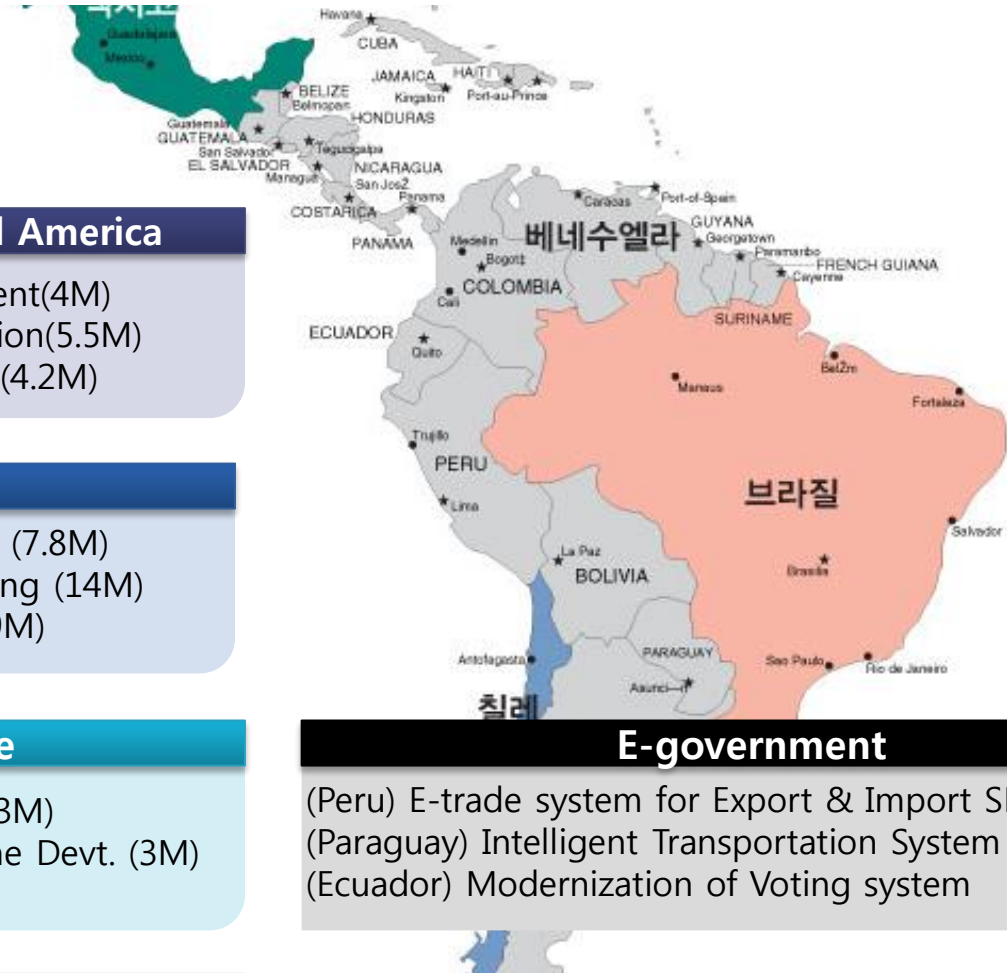
- (Colombia) Air quality monitoring in big cities(5M)
- (Peru) Sustainable Energy Solution in Amazon area(1.8M)
- (ACS) Coastal Area Management Climate Change(3.4M)

## E-government

- (Peru) E-trade system for Export & Import SMEs
- (Paraguay) Intelligent Transportation System
- (Ecuador) Modernization of Voting system

## Science, Technology & Innovation

- (Ecuador) Incubating center in Yachay new city(5M)
- (Peru) ICT innovation & tech-entreprenuership (1.8M)
- (Don. Rep.) University-Industry Collaboration in Eng.(4M)





---

- **Part III**

## **Conclusions & Future Direction**

- **The role of Korea** in development cooperation with the LAC region has been **strengthened significantly**.
- **Change of country priority** expected in the next priority country settings of the LAC in 2020; from South to Central
- Diversification and/or **transition of thematic programs** in progress in response to **the SDGs agenda**
- **Differentiation rather than Volume is necessary as catalyst for development** by sharing development experience and providing **evidences for the policy formulation and implementation**.
- As growing needs of **South South cooperation** in the region, more attention could be given to **triangular cooperation** as new model of cooperation
- For **the Caribbean**, recommended through the ASC or CARICOM channel rather than individual country in common development challenge issues